

Satisfaction with Sebetralstat for HAE Attacks in Patients Switching from Parenteral On-demand Treatments in KONFIDENT-S

Tariq El-Shanawany,¹ Maeve E. O'Connor,^{2,3} Michael E. Manning,⁴ Inmaculada Martinez-Saguer,⁵ Sinisa Savic,⁶ Daniel F. Soteres,⁷ James Hao,⁸ Paolo Bajcic,⁸ Paul K. Audhya,⁸ Raffi Tachdjian⁹

¹University Hospital of Wales, Cardiff, Wales, UK; ²Integrative Allergy & Immunology Care, LLC, Charlotte, NC, USA; ³Allergy Asthma & Immunology Research Institute & Allergy Asthma & Immunology Relief, PA, Charlotte, NC, USA; ⁴Internal Medicine, University of Arizona College of Medicine-Phoenix, Phoenix, AZ, USA; ⁵HZRM Haemophilia Center Rhein Main, Frankfurt, Germany; ⁶The Leeds Institute of Rheumatic and Musculoskeletal Medicine, University of Leeds, Leeds, UK; ⁷Asthma & Allergy Associates, PC, and Research Center, Colorado Springs, CO, USA; ⁸KalVista Pharmaceuticals, Framingham, MA, USA; ⁹Division of Allergy and Clinical Immunology, David Geffen School of Medicine, University of California, Los Angeles, CA, USA

Background

- Global hereditary angioedema (HAE) guidelines recommend the early use of on-demand treatment upon recognition of an HAE attack to reduce morbidity and prevent mortality^{1,2}
- Until recently, available on-demand treatments were only administered parenterally (via intravenous infusion or subcutaneous injection), which has been previously shown to delay treatment³
- Sebetralstat, an oral, on-demand plasma kallikrein inhibitor, was recently approved for the treatment of HAE attacks in patients aged ≥12 years⁴
- Here, we present interim findings from the KONFIDENT-S open-label extension trial on time to beginning of symptom relief and treatment satisfaction from patients who switched from icatibant, plasma-derived C1-inhibitor (pdC1INH), recombinant C1-inhibitor (rC1INH), or multiple parenteral on-demand treatments to oral sebetralstat

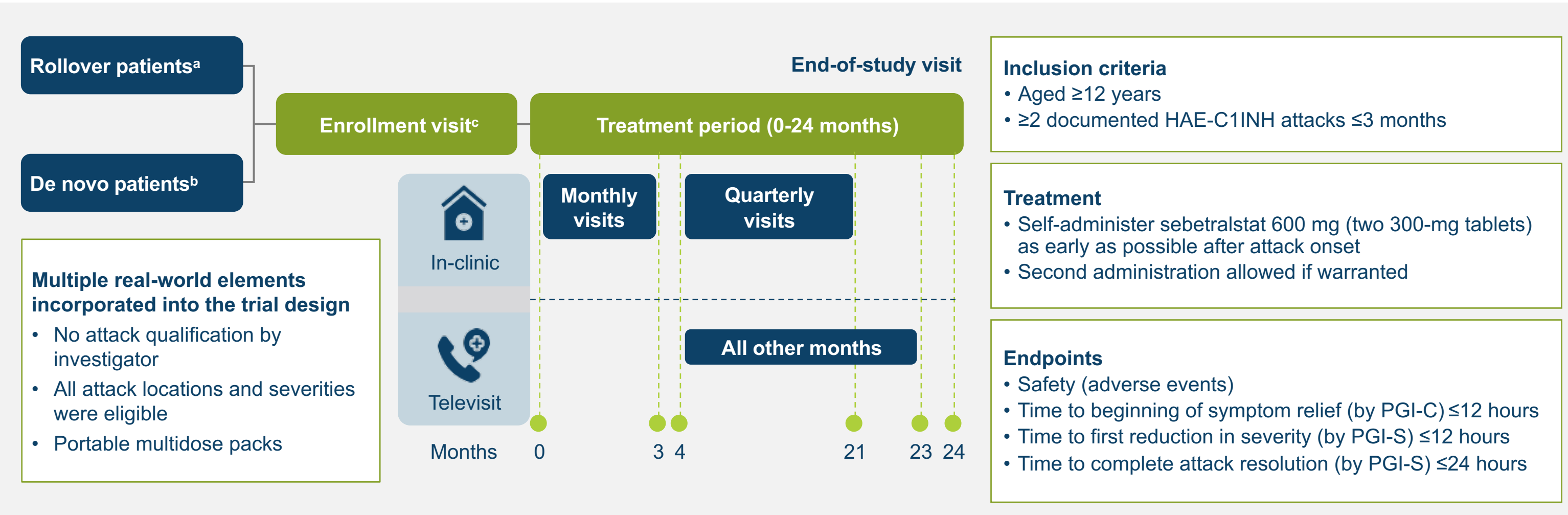
- KONFIDENT-S is an ongoing, 2-year, multicenter, open-label extension trial (NCT05505916, EudraCT: 2021-001176-42) (**Figure 1**)
 - Eligible patients aged ≥12 years with HAE due to C1-inhibitor deficiency (HAE-C1INH) and ≥2 documented attacks within 3 months before enrollment or had completed the phase 3 KONFIDENT trial (NCT05259917)
 - Patients using long-term prophylactic (LTP) were eligible to participate, provided they had been on a stable dose regimen of a protocol-allowed LTP for ≥3 months before enrollment
- All attacks that included satisfaction data as of September 14, 2024 were included in this assessment

KONFIDENT-S endpoints evaluated

- Time to beginning of symptom relief defined as at least “a little better” at 2 consecutive time points within 12 hours of the first dose, measured by the Patient Global Impression of Change (PGI-C)
- Treatment satisfaction was assessed 24 hours after the first dose of sebetralstat for each attack on a 7-point Likert scale (**Figure 2**)

Methods

Figure 1. KONFIDENT-S OLE trial design



NCT05505916, EudraCT: 2021-001176-42.
*Completed the phase 3 KONFIDENT trial. *All other patients, including those who participated in the phase 2 trial. *For de novo patients, the enrollment visit is a screening visit.
HAE-C1INH, hereditary angioedema due to C1 inhibitor deficiency; OLE, open-label extension; PGI-C, Patient Global Impression of Change; PGI-S, Patient Global Impression of Severity.

Figure 2. Treatment satisfaction rating (7-point Likert scale)

Overall, how satisfied were you with sebetralstat therapy for this HAE attack?

-3	-2	-1	0	1	2	3
Dissatisfied			Neutral	Satisfied		

Results

Table 1. Baseline characteristics (N=107)

	Previously used on-demand treatment			
	Icatibant (n=47)	pdC1INH (n=18)	rC1INH (n=2)	Multiple treatments ^a (n=40)
Age, median (IQR), years	35 (21.0–47.0)	19 (15.0–36.0)	34 (25.0–44.0)	41 (31.5–52.5)
Sex, female, n (%)	29 (61.7)	13 (72.2)	2 (100)	30 (75.0)
White race, n (%)	35 (74.5)	12 (66.7)	2 (100)	30 (75.0)
BMI, median (IQR), kg/m ²	25.6 (22.0–30.0)	23.6 (19.8–30.0)	25.4 (19.5–31.2)	25.1 (23.0–30.5)
Type of HAE-C1INH				
Type 1	42 (89.4)	17 (94.4)	2 (100)	37 (92.5)
Type 2	5 (10.6)	1 (5.6)	0	3 (7.5)
Treatment, n (%)				
On-demand only	33 (70.2)	12 (66.7)	1 (50.0)	33 (82.5)
LTP	14 (29.8)	6 (33.3)	1 (50.0)	7 (17.5)

Data cutoff: September 14, 2024.
^aPatients reported using >1 conventional on-demand treatment at screening.
BMI, body mass index; HAE-C1INH, hereditary angioedema due to C1 inhibitor deficiency; IQR, interquartile range; LTP, long-term prophylaxis; pdC1INH, plasma-derived C1-inhibitor; rC1INH, recombinant C1-inhibitor.

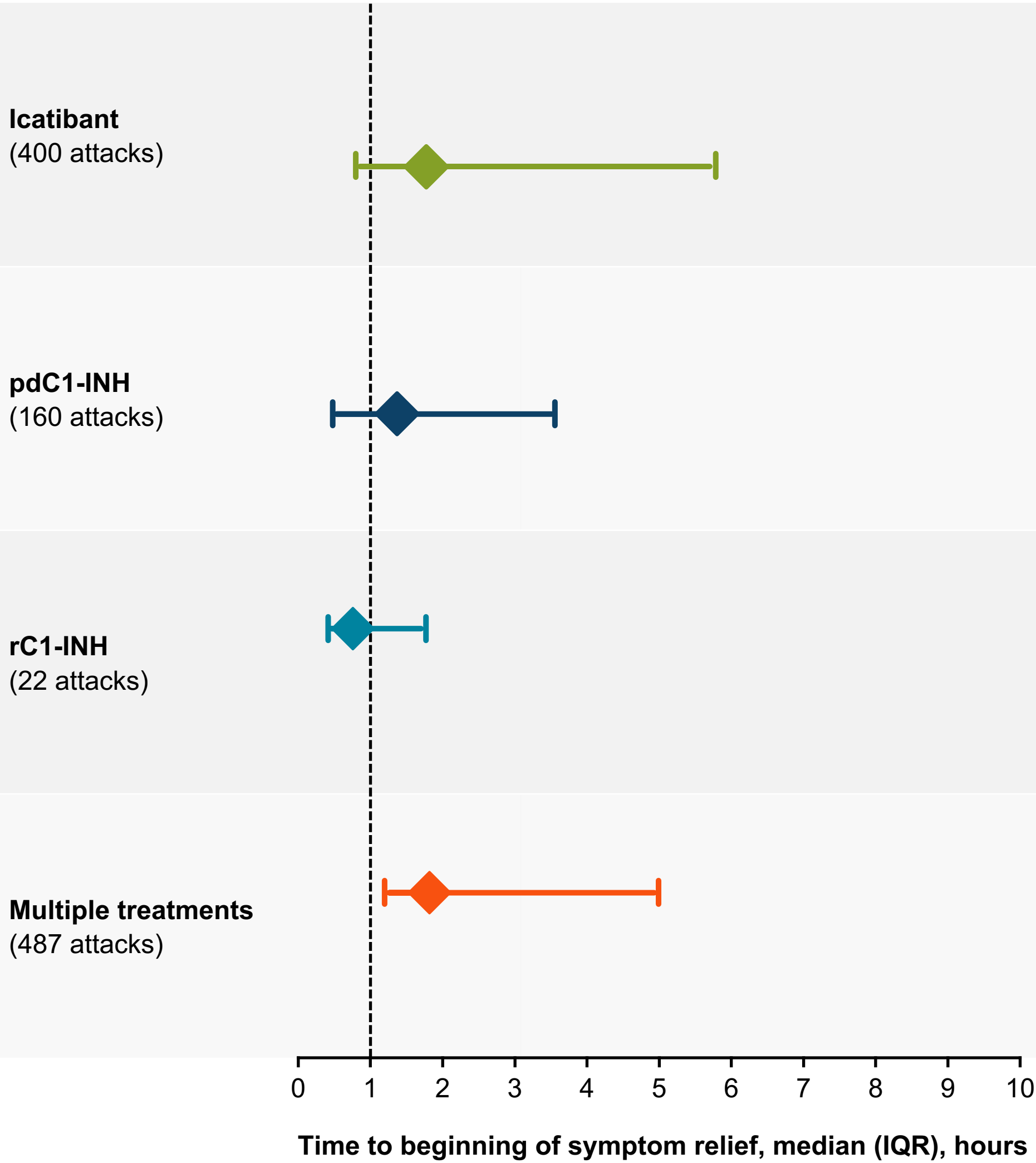
Table 2. Attack characteristics of sebetralstat-treated attacks

	Previously used on-demand treatment			
	Icatibant (n=409)	pdC1INH (n=167)	rC1INH (n=22)	Multiple treatments (n=491) ^a
Baseline severity (PGI-S), n (%)				
Mild ^b	147 (35.9)	54 (32.3)	3 (13.6)	224 (45.6)
Moderate	165 (40.3)	71 (43.1)	12 (54.5)	234 (47.7)
Severe/very severe	97 (23.7)	41 (24.6)	7 (31.8)	33 (6.7)
Primary pooled attack location, n (%)				
Mucosal ^c	154 (37.7)	98 (58.7)	13 (59.1)	166 (33.8)
Involving the larynx	8 (2.0)	7 (4.2)	0	3 (0.6)
Subcutaneous only ^c	254 (62.1)	69 (43.1)	9 (40.9)	325 (66.2)
Missing	1 (0.2)	0	0	0
Time from attack onset to treatment, median (IQR), minutes				
	6.0 (1.0–63.0)	6.0 (1.0–39.0)	37.5 (18.0–61.0)	21.0 (1.0–100.0)
Attacks treated with a second dose within 12 hours, n (%)				
	74 (18.1)	45 (26.9)	6 (27.3)	115 (23.4)
Attacks treated with conventional treatment within 12 hours, n (%)				
	14 (3.4)	7 (4.2)	0	31 (6.3)

Data cutoff: September 14, 2024.
^aIcatibant + pdC1INH, n=282; icatibant + pdC1INH + rC1INH, n=124; icatibant + rC1INH, n=51; and pdC1INH + rC1INH, n=34.
^bBaseline severity was classified as “None” for 4 attacks in the icatibant, 3 in the pdC1INH, and 3 in the multiple treatments.
^cMucosal: attacks with primary location of “Abdomen” and/or “Larynx/throat”; subcutaneous: other attacks not involving the mucosal locations. IQR, interquartile range; pdC1INH, plasma-derived C1-inhibitor; PGI-S, Patient Global Impression of Severity; rC1INH, recombinant C1-inhibitor.

- Across all subgroups (**Table 1**), most attacks were mild (38.5%) or moderate (44.3%; **Table 2**)
- A second dose of sebetralstat was administered within 12 hours of their first dose for a total of 240 attacks (22.0%) across all subgroups
- In total, conventional on-demand treatments were administered for 52 attacks (4.8%) within 12 hours after use of sebetralstat

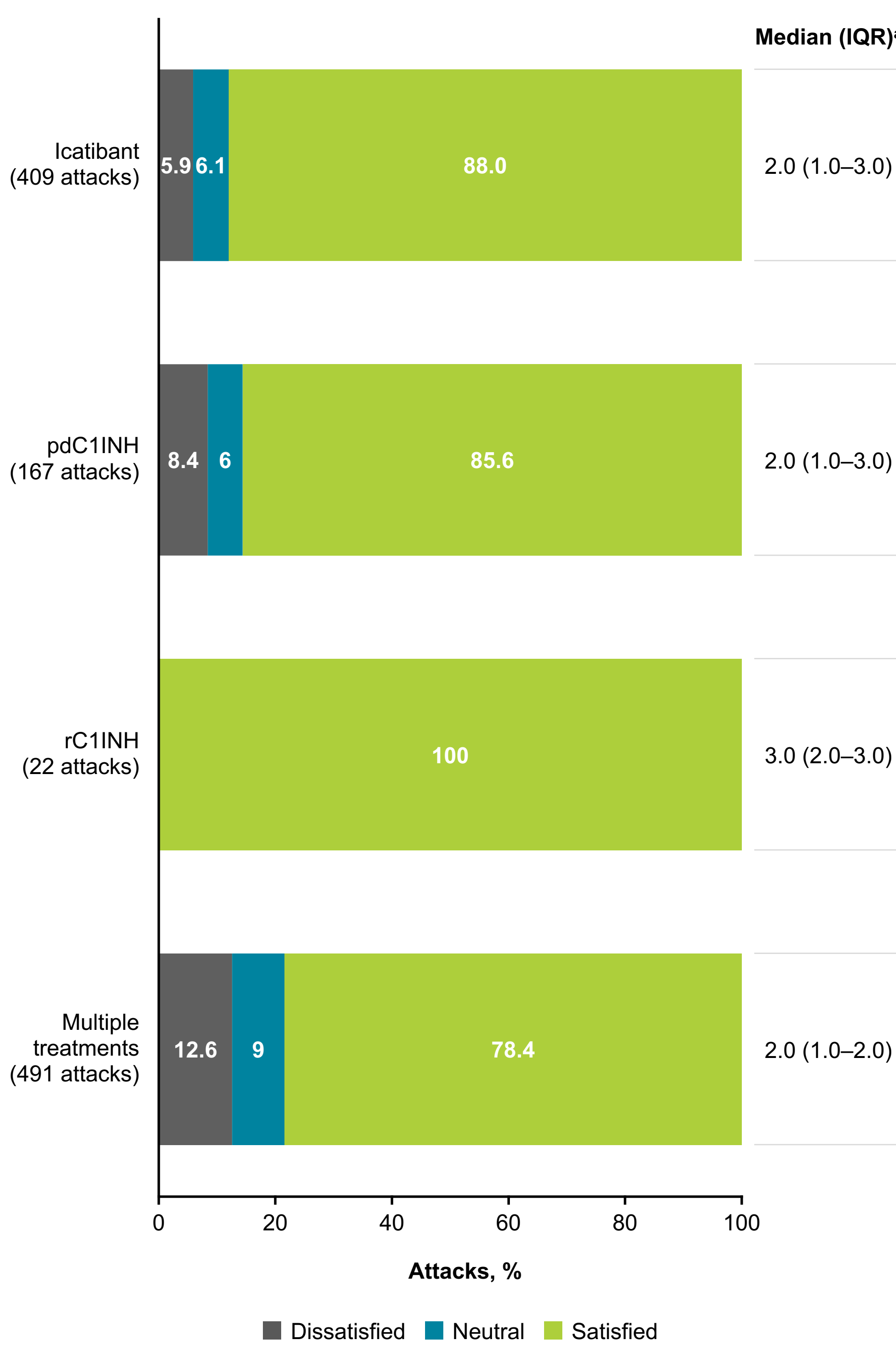
Figure 3. Time to beginning of symptom relief^a with sebetralstat by previously used on-demand treatments



Data cutoff: September 14, 2024.
Diamonds are the medians met within time window. Error bars are IQR.
^aDefined as a PGI-C rating of at least “A little better” for 2 consecutive time points, with missing data entries between consecutive time points within 12 hours of the first dose of sebetralstat.
IQR, interquartile range; pdC1INH, plasma-derived C1-inhibitor; rC1INH, recombinant C1-inhibitor.

- Time to beginning of symptom relief was similar regardless of which on-demand treatment was previously used (**Figure 3**)
 - Median time to beginning of symptom relief ranged from 0.76 to 1.82 hours across subgroups

Figure 4. Satisfaction with sebetralstat for each attack by previously used on-demand treatments (N=1089)



^aBased on the 7-point Likert satisfaction scale, from –3 to 3.
IQR, interquartile range; pdC1INH, plasma-derived C1-inhibitor; rC1INH, recombinant C1-inhibitor.

- Median satisfaction rating for sebetralstat for all attacks was 2.0 (1.0–3.0) (**Figure 4**)
- For 90.8% (989/1089) of attacks, satisfaction with sebetralstat was rated neutral (7.3%) or satisfied (83.6%)

Conclusions

- In this interim analysis of the KONFIDENT-S trial, oral sebetralstat enabled early treatment and resulted in early symptom relief
- Patients reported being very satisfied with sebetralstat, regardless of prior parenteral on-demand therapy

References

- Busse PJ, et al. *J Allergy Clin Immunol Pract*. 2021;9(1):132–50.e3.
- Maurer M, et al. *Allergy*. 2022;77(7):1861–90.
- Betschel SD, et al. *Allergy Asthma Clin Immunol*. 2024;20(1):43.
- Sebetralstat (EKTERLY) prescribing information. KalVista Pharmaceuticals, Inc. 2025.

Disclosures

TES has received educational support, research support, speaker fees and/or consultant fees from Allive DX, ALK Abello, Allergy Therapeutics, CSL, Grifols, Kalvista, Octapharma, Novartis, Takeda, and Viatris. MEO has received grants, royalties or licenses, consulting fees, honoraria, payment for expert testimony, meeting/travel support, and/or served on advisory boards and/or data safety monitoring for KalVista Pharmaceuticals, Cogent, Grifols, ARS, BioCryst, Cycle Pharma, Phavaris, GSK, ADMA, Regeneron, Takeda, Novartis, Pharming, Blueprint, AstraZeneca, and Sanofi. MEM has received grants, consulting fees, honoraria, clinical trial support, medical writing support, article processing charges, meeting/travel support, and/or served on advisory boards and/or data safety monitoring for KalVista Pharmaceuticals, BioCryst, CSL Behring, Ionis Pharmaceuticals, Phavaris, Pharming, Takeda, Astra, BioMarin Pharmaceutical Inc, and Intellia Therapeutics. IMS has received grants, royalties or licenses, consulting fees, honoraria, clinical trial support, medical writing support, article processing charges, meeting/travel support, course sponsorship, and/or served on advisory boards and/or data safety monitoring for KalVista Pharmaceuticals, Takeda, CSL Behring, Pharming, BioCryst, Octapharma, and Phavaris. SS has received consulting fees and/or honoraria from CSL Behring, BioCryst, KalVista Pharmaceuticals, Inc, Phavaris, Novartis, and AstraZeneca. DFS has received grants, consulting fees, and/or honoraria from BioCryst, BioMarin, CSL Behring, KalVista Pharmaceuticals, Pharming, Phavaris, and Takeda. JH, PB, PKA are salaried employees of KalVista Pharmaceuticals. RT has received grants, consulting fees, honoraria, and/or served on advisory boards and/or data safety monitoring for KalVista Pharmaceuticals, Astra, Ionis Pharmaceuticals, CSL Behring, Takeda, BioCryst, Phavaris, Pharming, Allakos, Sanofi, Regeneron, AstraZeneca, and GSK.

Acknowledgments

Medical writing and editorial support for the development of this poster, under the direction of the authors, was provided by Sara L. Thier, PhD, MPH, and Mary C. Wiggins, of Ashfield MedComms, an Inizio company, and was funded by KalVista Pharmaceuticals.

Please scan this QR code to view this poster after the presentation.

